

# Equilibrium Global Managed Portfolio

month ended 31 December 2025



## Managed portfolio details

Investment manager: <b>Equilibrium Investment Management</b>	Platform availability: <b>Momentum Wealth</b>	Reporting currency: <b>ZAR</b>
Inception date: <b>01 January 2019</b>	Investment timeframe: <b>5 years +</b>	Investment manager fee: <b>0.25%</b>
Investment target: <b>Global Cash<sup>1</sup> +4.0% + ZAR/USD movement</b>	Peer group: <b>Morningstar Moderate Allocation<sup>2</sup></b>	Total investment charges (TIC) <sup>3</sup> : <b>0.65%</b>

## Investment objective

The portfolio is designed to offer a balance between capital preservation and capital appreciation over the medium to long term through investment in a diversified range of international asset classes and currencies.

## Risk appetite

The portfolio is ideally suited to investors with a medium risk tolerance with an investment horizon of 5 years or longer.



## Investment policy

The portfolio will invest primarily in participatory interests of collective investment schemes or other similar schemes whose underlying portfolios provide exposure to a diversified portfolio of investments across a broad range of asset classes, currencies and market sectors, in varying proportions over time. These asset classes include cash, equity, fixed income, money market instruments, property, and commodities. Asset allocation portfolios that provide an exposure to a combination of these asset classes may also qualify for inclusion in the portfolio. All holdings must be approved by the Financial Sector Conduct Authority in South Africa.

## Holdings

Holding	Asset type	Weight
<b>Equity</b>		<b>56.5%</b>
Robeco Multi-Factor Global Equity <sup>i</sup>	Global equity	19.2%
Evenlode Global Equity <sup>i</sup>	Global equity	7.1%
Lyrical Global Value Equity Strategy <sup>i</sup>	Global equity	7.0%
Jennison Global Equity Opportunities <sup>i</sup>	Global equity	5.9%
Coronation Global Emerging Markets	Emerging market equity	3.0%
Fidelity Emerging Markets	Emerging market equity	3.0%
Sands Capital Emerging Markets Growth	Emerging market equity	3.0%
Artisan Global Value <sup>i</sup>	Global equity	2.3%
Rainier International SMID Cap Growth <sup>i</sup>	Global equity	1.5%
Paradise Global SMID Cap <sup>i</sup>	Global equity	1.3%
Morant Wright Fuji Yield <sup>i</sup>	Japan equity	1.3%
Granahan US Focused Growth <sup>i</sup>	US equity	1.1%
Prusik Asian Equity Income <sup>i</sup>	Emerging market equity	0.8%
<b>Fixed income</b>		<b>30.0%</b>
Dodge & Cox Global Bond	Aggregate bonds	12.0%
iShares Global Government Bond	Government bonds	8.0%
STANLIB Global Bond	Aggregate bonds	5.0%
Coronation Global Strategic Income	Strategic bonds	5.0%
<b>Property</b>		<b>4.5%</b>
Catalyst Global Real Estate	Listed property	4.5%
<b>Commodities</b>		<b>3.0%</b>
Ninety One Global Gold	Gold & gold miners	3.0%
<b>Cash &amp; money market</b>		<b>6.0%</b>
Ninety One US Dollar Money	Money market	6.0%

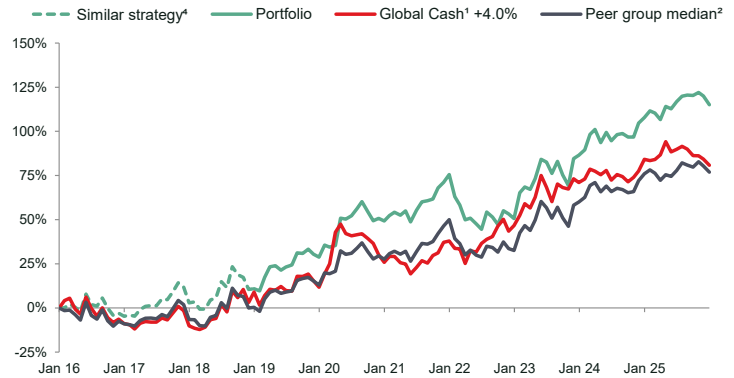
<sup>i</sup> Indirectly held in the Momentum GF Global Equity Fund

## Top 10 underlying security holdings (on a look-through basis)

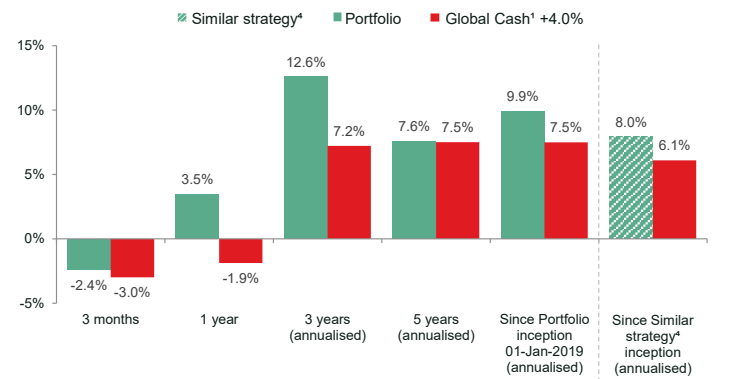
Underlying holding	Weight
Alphabet Inc A	1.6%
NVIDIA Corporation	1.1%
Microsoft Corporation	1.1%
Apple Inc	0.8%
TSMC Ltd (Sponsored ADR)	0.8%
Amazon.com Inc	0.7%
TSMC Ltd	0.7%
Johnson & Johnson	0.5%
Mastercard Incorporated A	0.5%
L'Oreal SA	0.5%

Data as at 31.12.2025, updated quarterly. The Portfolio is exposed to securities such as stocks and bonds via the underlying collective investment schemes (CISs) in which it invests. The table shows the 10 biggest stock positions the Portfolio is exposed to, and is calculated by aggregating the stocks held by each of the underlying CISs.

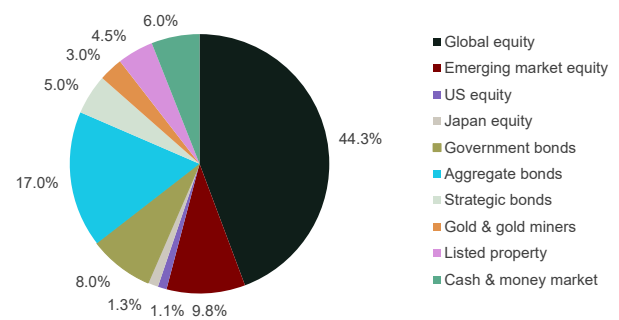
## Cumulative returns



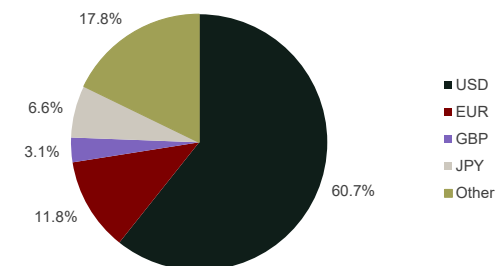
## Portfolio performance



## Strategy allocation<sup>5</sup>



## Currency allocation



Sources: Momentum Global Investment Management, Morningstar. Past performance is not indicative of future returns. Performance is calculated net of investment management fees.

<sup>1</sup> Global Cash comprises two components: i) prior to 01.01.22, composite of: 50% ICE LIBOR 3M USD; 25% ICE LIBOR 3M EUR; 10% ICE LIBOR 3M GBP; 15% ICE LIBOR 3M JPY; ii) 01.01.22 to present, a composite of the following indices: 50% Bloomberg (BBG) 3M T-Bill Statistic; 25% BBG 3-6M Euro Tsy Bill (France Germany Netherlands); 10% BBG 0-3M Sterling Gilt + Bill Statistic; 15% BBG 1-3M JPY Tsy Bill.

<sup>2</sup> Peer group is Morningstar Global Category: Moderate Allocation. Filtered for: i) share class = Oldest; ii) registered for sale = South Africa; iii) domicile ≠ South Africa; iv) investment area = Global.

<sup>3</sup> This is an estimated TIC based on the weighted average of the collective investment schemes (CIS) in which the Portfolio invests. The TIC has been calculated using the latest available data from Morningstar.

<sup>4</sup> Performance figures prior to the inception date of the Portfolio (shown dotted/stripped green) correspond to a similar strategy managed by the same investment team since 01.01.2016. This strategy has the same investment objective and investment restrictions as the Portfolio. The Portfolio's live track record began on 01.01.2019 (shown in solid green).

<sup>5</sup> Strategy allocation figures reflect the classification of the CISs (or similar schemes) held by the Portfolio and look through to the underlying holdings of such schemes.



## ■ Market commentary

---

Global markets delivered strong but narrow gains in 2025, punctuated by sharp bouts of volatility. The S&P 500 rose 17.4% for the year despite an early "Liberation Day" tariff shock that triggered one of the sharpest two-day drops on record and left the index down >15% from January highs. The three-year cumulative US equity return reached 82%, but breadth stayed thin: only 30% of S&P 500 constituents outperformed, with Nvidia (+39%) and Alphabet (+65%) contributing ~30% of the index's gain. Notably, returns were earnings-led (US EPS +13.5%) with only modest multiple expansion (+2.5%), reversing the pattern of 2023–24.

Outside the US, performance was stronger: MSCI World ex-US returned 31.8% as US exceptionalism was questioned and the trade-weighted dollar fell 9.5%. Further dollar weakness is likely as rate differentials narrow, and USD hedging costs decline.

Communication Services (+31%) and IT (+23%) led MSCI World sectors alongside Financials (+26%) on easier conditions, while Consumer Staples (+6%) and Discretionary (+7%) reflected subdued broad-based spending. Gold surged 61.5% on dollar weakness and macro hedging demand. Bond markets were broadly supportive: US Treasuries returned +6.2%; high grade and high yield outperformed on carry; and emerging-market hard-currency debt was the standout at +12.4% as the dollar softened and tariff fears ebbed.

With US financial conditions easing, the effects of earlier global loosening filtering through, and targeted fiscal support in train, the backdrop for growth is improving. Stronger investment, particularly in AI infrastructure alongside cyclical sectors, should offset softer labour markets and weaker consumption, resulting in a modest strengthening in activity. Volatility is inevitable given fiscal/debt constraints, stretched AI valuations and market concentration, and questions around the sustainability and monetisation of AI capex. We remain cautiously optimistic: stay invested, emphasise broad diversification across asset classes, regions and styles, and maintain tactical agility to add risk selectively during pullbacks.

Source: Bloomberg Finance LP, Momentum Global Investment Management Limited.

## ■ Risk warnings and important notes

---

This portfolio is administered and managed by Equilibrium Investment Management (Pty) Ltd (Equilibrium) (Reg. No. 2007/018275/07), an authorised financial services provider (FSP32726) in terms of the Financial Advisory and Intermediary Services Act, 37 of 2002 (FAIS), and a part of Momentum Metropolitan Holdings Limited (Reg.No. 1904/002186/06), rated B-BBEE level 1.

The information used to prepare this factsheet includes information from third-party sources and is for information purposes only. This factsheet does not constitute any form of advice and should not be used as a basis to make investment decisions or as an offer or a solicitation to purchase any specific product. The information contained herein is based on the underlying collective investment scheme (fund) allocation at the date of publication of this factsheet. Given that past returns may not be indicative of future returns and the value of investments will fluctuate over time, independent professional advice should always be sought before making an investment decision. Although every attempt has been made to ensure the accuracy and reliability of the information provided herein, Equilibrium does not guarantee the accuracy, content, completeness, legality or reliability of the information contained in this factsheet and no warranties and/or representations of any kind, expressed or implied, are given to the nature, standard, accuracy or otherwise of the information provided nor to the suitability or otherwise of the information to your particular circumstances. Under no circumstances shall Equilibrium, Momentum Metropolitan Holdings Limited, its affiliates, directors, officers, employees, representatives or agents (the "Momentum Parties") have any liability to any persons or entities receiving the information made available in this factsheet for any claim, damages, loss or expense, whether caused by the Momentum Parties' negligence or otherwise, including, without limitation, any direct, indirect, special, incidental, punitive or consequential cost, loss or damages, whether in contract or in delict, arising out of or in connection with information made available in this factsheet, whether relating to any actions, transactions, omissions resulting from this information, or relating to any legal proceedings brought against you as a result of this information, and you agree to indemnify the Momentum Parties accordingly.

The launch date is the start date of the portfolio. Returns before this date are back tested using the portfolio's fund holdings and published returns for these as at the date of launch date, which would not reflect Equilibrium's historic asset allocation views, or any changes, which would have been made to the portfolio's holdings over time. From the launch date, returns are based on the published returns for the portfolio's fund holdings and any changes which are made to these. All returns are calculated on a total return basis after the deduction of all fees. Returns for periods exceeding one year are annualised. All returns are quoted in US dollars, unless otherwise stated. Total investment charges (TIC) are the sum of a fund's total expense ratio (TER) and the transaction costs (TC). The portfolio's TIC is an estimated total for the portfolio based on the weighted average of the underlying funds in which the portfolio invests using the latest available data. If a TIC is not available, we may use the TER, which is the TIC excluding transaction costs. Where neither a TIC nor a TER is available, we may use the investment manager's ongoing fee.

The portfolio's asset allocation is based on the weighted average of the underlying funds in which the portfolio invests using the latest available data. The portfolio's asset allocation may differ from time to time due to market movements, changes to the portfolio and the underlying fund data and limitations. The underlying funds will contain exposure to assets that are invested globally, which may present additional risks. The value of an investor's investment and the income arising from it will therefore be subject to exchange rate fluctuations. Foreign securities may have additional material risks, depending on the specific risks affecting that country, such as: potential constraints on liquidity and the repatriation of funds; macroeconomic risks; political risks; foreign exchange risks; tax risks; settlement risks; and potential limitations on the availability of market information. The portfolio may also invest in funds which do not permit daily dealing. Investments in such funds will only be realisable on their dealing days. It is not possible to assess the proper market price of these investments, other than on the fund's dealing days. Higher risk investments may be subject to sudden and larger falls in value in comparison to other investments. Higher risk investments include, but are not limited to, investments in smaller companies (even in developed markets), investments in emerging markets or single country debt or equity funds and investments in high yield or non-investment grade debt. Individual investor returns may differ as a result of platform and adviser fees, the actual investment date, cash flows and other transactions.

Equilibrium does not provide a guarantee on the value of the portfolio, nor does it guarantee the returns of the underlying funds in the portfolio. The investor acknowledges the inherent risk associated with the portfolio (currency, investment, market and credit risks) and that capital is not guaranteed. Any forecasts and/or commentary included in this factsheet merely reflects the interpretation of the public information and propriety research available to Equilibrium at a particular point in time. A switch transaction between underlying funds within the portfolio may incur capital gains tax (CGT) for the investor, should the product through which the investor buys the portfolio not be CGT exempt. For details on the underlying funds in the portfolio, please refer to the minimum disclosure documents, which are obtainable from the relevant investment managers. The information contained in this factsheet is confidential, privileged and only for the use and benefit of the intended recipient and may not be used, published or redistributed without the prior written consent of Equilibrium, Momentum Metropolitan Holdings Limited or the Momentum Parties. Under no circumstances will Equilibrium, Momentum Metropolitan Holdings Limited or the Momentum Parties be liable for any cost, loss or damages arising out of the unauthorised dissemination of this factsheet or the information contained herein.

## ■ Contact information

---

**Equilibrium Investment Management (Pty) Ltd**  
268 West Avenue, Centurion, 0157  
PO Box 7400, Centurion, 0046  
**T** +27 (0)12 671 8911  
**F** +27 (0)12 684 5869  
**Email** info@eqinvest.co.za  
**Web** www.eqinvest.co.za