

Equilibrium Global Cautious Portfolio

month ended 27 February 2026



Managed portfolio details


Investment manager: Equilibrium Investment Management	Platform availability: Momentum Wealth	Reporting currency: ZAR
Inception date: 01 January 2019	Investment timeframe: 3 years +	Investment manager fee: 0.25%
Investment target: Global Cash¹ +2.5% + ZAR/USD movement	Peer group: Morningstar Cautious Allocation²	Total investment charges (TIC) ³ : 0.61%

Investment objective

The portfolio is designed to offer capital preservation with some opportunity for capital appreciation over the medium term through investment in a diversified range of international asset classes and currencies.

Risk appetite

The portfolio is ideally suited to investors with a low risk tolerance with an investment horizon of 3 years or longer.



Investment policy

The portfolio will invest primarily in participatory interests of collective investment schemes or other similar schemes whose underlying portfolios provide exposure to a diversified portfolio of investments across a broad range of asset classes, currencies and market sectors, in varying proportions over time. These asset classes include cash, equity, fixed income, money market instruments, property, and commodities. Asset allocation portfolios that provide an exposure to a combination of these asset classes may also qualify for inclusion in the portfolio. All holdings must be approved by the Financial Sector Conduct Authority in South Africa.

Holdings

Holding	Asset type	Weight
Equity		27.9%
Robeco Multi-Factor Global Equity ⁱ	Global equity	9.8%
Lyrical Global Value Equity Strategy ⁱ	Global equity	4.1%
Evenlode Global Equity ⁱ	Global equity	4.0%
Jennison Global Equity Opportunities ⁱ	Global equity	3.1%
Fidelity Emerging Markets	Emerging market equity	1.7%
Sands Capital Emerging Markets Growth	Emerging market equity	1.7%
Artisan Global Value ¹	Global equity	1.1%
Rainier International SMID Cap Growth ¹	Global equity	0.6%
Prusik Asian Equity Income ⁱ	Emerging market equity	0.5%
Morant Wright Fuji Yield ⁱ	Japan equity	0.5%
Granahan US Focused Growth ⁱ	US equity	0.4%
Paradice Global SMID Cap ¹	Global equity	0.4%
Fixed income		60.0%
Dodge & Cox Global Bond	Aggregate bonds	20.0%
iShares Global Government Bond	Government bonds	20.0%
STANLIB Global Bond	Aggregate bonds	10.0%
Coronation Global Strategic Income	Strategic bonds	10.0%
Property		1.8%
Catalyst Global Real Estate	Listed property	1.8%
Commodities		4.0%
Ninety One Global Gold	Gold & gold miners	4.0%
Cash & money market		6.3%
Ninety One US Dollar Money	Money market	6.3%

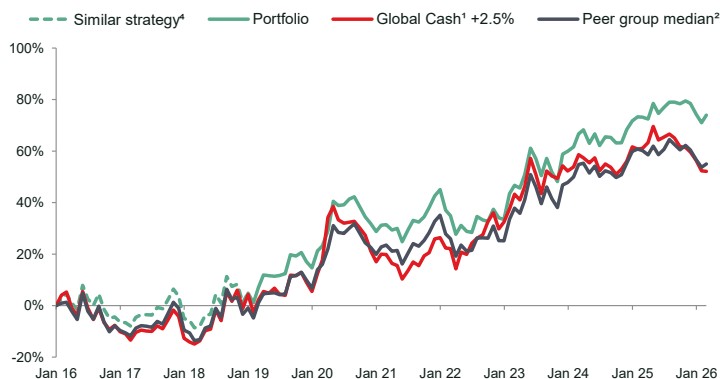
ⁱ Indirectly held in the Momentum GF Global Equity Fund

Top 10 underlying security holdings (on a look-through basis)

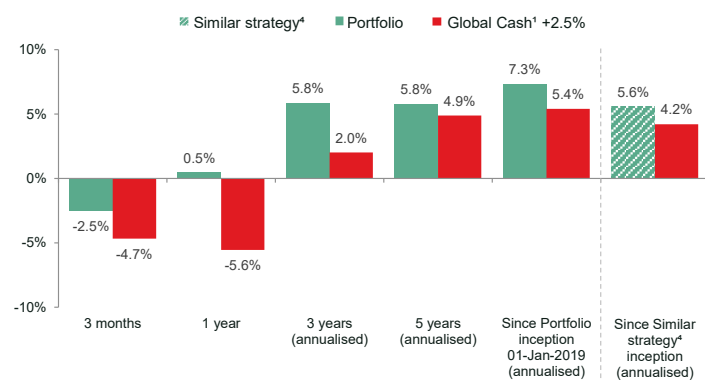
Underlying holding	Weight
Alphabet Inc A	0.8%
NVIDIA Corporation	0.6%
Microsoft Corporation	0.5%
TSMC Ltd (Sponsored ADR)	0.4%
Apple Inc	0.4%
Amazon.com Inc	0.4%
TSMC Ltd	0.3%
Tencent Holdings Ltd	0.3%
Johnson & Johnson	0.3%
Mastercard Incorporated A	0.3%

Data as at 31.12.2025, updated quarterly. The Portfolio is exposed to securities such as stocks and bonds via the underlying collective investment schemes (CISs) in which it invests. The table shows the 10 biggest stock positions the Portfolio is exposed to, and is calculated by aggregating the stocks held by each of the underlying CISs.

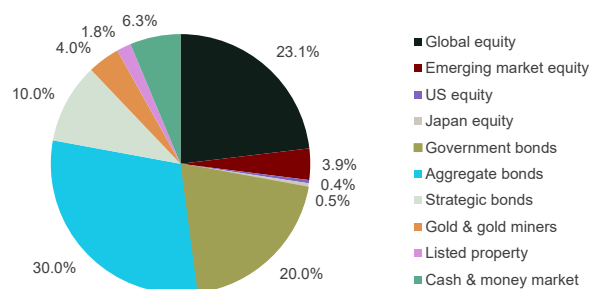
Cumulative returns



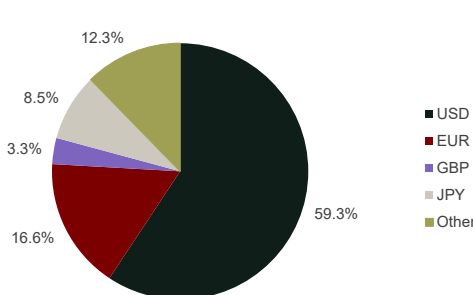
Portfolio performance



Strategy allocation⁵



Currency allocation



Sources: Momentum Global Investment Management, Morningstar. Past performance is not indicative of future returns. Performance is calculated net of investment management fees.

¹ Global Cash comprises two components: i) prior to 01.01.22, composite of: 50% ICE LIBOR 3M USD; 25% ICE LIBOR 3M EUR; 10% ICE LIBOR 3M GBP; 15% ICE LIBOR 3M JPY; ii) 01.01.22 to present, a composite of the following indices: 50% Bloomberg (BBG) 3M T-Bill Statistic; 25% BBG 3-6M Euro Tsy Bill (France Germany Netherlands); 10% BBG 0-3M Sterling Gilt + Bill Statistic; 15% BBG 1-3M JPY Tsy Bill.

² Peer group is Morningstar Global Category: Cautious Allocation. Filtered for: i) share class = Oldest; ii) registered for sale = South Africa; iii) domicile ≠ South Africa; iv) investment area = Global.

³ This is an estimated TIC based on the weighted average of the collective investment schemes (CIS) in which the Portfolio invests. The TIC has been calculated using the latest available data from Morningstar.

⁴ Performance figures prior to the inception date of the Portfolio (shown dotted/striped green) correspond to a similar strategy managed by the same investment team since 01.01.2016. This strategy has the same investment objective and investment restrictions as the Portfolio. The Portfolio's live track record began on 01.01.2019 (shown in solid green).

⁵ Strategy allocation figures reflect the classification of the CISs (or similar schemes) held by the Portfolio and look through to the underlying holdings of such schemes.



■ Market commentary

February was dominated by the escalation of US–Iran tensions. On the final day of the month, joint US and Israeli strikes targeted Tehran, resulting in the death of Ayatollah Ali Khamenei and several senior Iranian officials. Markets reacted immediately: oil prices spiked on concerns that the Strait of Hormuz could be disrupted, prompting a rapid repricing of risk assets and a sharp rise in inflation expectations.

Precious metals were highly volatile but ended the month positive. Silver gained 18% after significant intra-month declines. Broader risk assets rose unevenly. The trend of returns broadening out continued, as the US equity market underperformed, one of the few markets to post negative returns. Japan gained over 10%, supported by the outcome of the Takaichi election while the yen was largely stable. UK equities rose nearly 7%, emerging markets gained more than 5%, and Europe 3.5%.

Value and low-volatility equities outperformed. Growth equities recorded a fourth consecutive monthly decline, with the 'Mag 7' index falling 6.5%. February also saw a pronounced sell-off in software-as-a-service companies viewed as vulnerable to disruption from artificial intelligence, despite many maintaining proprietary data and intellectual property.

Listed real assets posted some of the strongest returns. Global property gained 6%, and infrastructure 7%. These sectors benefitted from their defensive characteristics and sensitivity to bond market movements; global bonds delivered small positive returns. Alternative assets, including gold, supported diversified multi-asset portfolios.

Macro data provided limited support. US Q4 growth slowed from the previous quarter but remained ahead of Europe and the UK, which grew 0.1% quarter-on-quarter. Labour market data in the US softened further. Central banks in the UK and Europe left rates unchanged. However, rising geopolitical risk and the associated upward pressure on inflation expectations reduced the likelihood of rate cuts in the near term.

Overall, February delivered positive returns for many mainstream assets but also highlighted vulnerabilities in asset-light industries facing disruption. Heightened geopolitical risk centred on the Strait of Hormuz remains a key factor for global growth, inflation, and market stability. Our multi-asset portfolios remain diversified, with an emphasis on quality and moderate-to-low interest-rate exposure relative to strategic benchmarks.

Source: Bloomberg Finance LP, Momentum Global Investment Management Limited.

■ Risk warnings and important notes

This portfolio is administered and managed by Equilibrium Investment Management (Pty) Ltd (Equilibrium) (Reg. No. 2007/018275/07), an authorised financial services provider (FSP32726) in terms of the Financial Advisory and Intermediary Services Act, 37 of 2002 (FAIS), and a part of Momentum Metropolitan Holdings Limited (Reg.No. 1904/002186/06), rated B-BBEE level 1.

The information used to prepare this factsheet includes information from third-party sources and is for information purposes only. This factsheet does not constitute any form of advice and should not be used as a basis to make investment decisions or as an offer or a solicitation to purchase any specific product. The information contained herein is based on the underlying collective investment scheme (fund) allocation at the date of publication of this factsheet. Given that past returns may not be indicative of future returns and the value of investments will fluctuate over time, independent professional advice should always be sought before making an investment decision. Although every attempt has been made to ensure the accuracy and reliability of the information provided herein, Equilibrium does not guarantee the accuracy, content, completeness, legality or reliability of the information contained in this factsheet and no warranties and/or representations of any kind, expressed or implied, are given to the nature, standard, accuracy or otherwise of the information provided nor to the suitability or otherwise of the information to your particular circumstances. Under no circumstances shall Equilibrium, Momentum Metropolitan Holdings Limited, its affiliates, directors, officers, employees, representatives or agents (the "Momentum Parties") have any liability to any persons or entities receiving the information made available in this factsheet for any claim, damages, loss or expense, whether caused by the Momentum Parties' negligence or otherwise, including, without limitation, any direct, indirect, special, incidental, punitive or consequential cost, loss or damages, whether in contract or in delict, arising out of or in connection with information made available in this factsheet, whether relating to any actions, transactions, omissions resulting from this information, or relating to any legal proceedings brought against you as a result of this information, and you agree to indemnify the Momentum Parties accordingly.

The launch date is the start date of the portfolio. Returns before this date are back tested using the portfolio's fund holdings and published returns for these as at the date of launch date, which would not reflect Equilibrium's historic asset allocation views, or any changes, which would have been made to the portfolio's holdings over time. From the launch date, returns are based on the published returns for the portfolio's fund holdings and any changes which are made to these. All returns are calculated on a total return basis after the deduction of all fees. Returns for periods exceeding one year are annualised. All returns are quoted in US dollars, unless otherwise stated. Total investment charges (TIC) are the sum of a fund's total expense ratio (TER) and the transaction costs (TC). The portfolio's TIC is an estimated total for the portfolio based on the weighted average of the underlying funds in which the portfolio invests using the latest available data. If a TIC is not available, we may use the TER, which is the TIC excluding transaction costs. Where neither a TIC nor a TER is available, we may use the investment manager's ongoing fee.

The portfolio's asset allocation is based on the weighted average of the underlying funds in which the portfolio invests using the latest available data. The portfolio's asset allocation may differ from time to time due to market movements, changes to the portfolio and the underlying fund data and limitations. The underlying funds will contain exposure to assets that are invested globally, which may present additional risks. The value of an investor's investment and the income arising from it will therefore be subject to exchange rate fluctuations. Foreign securities may have additional material risks, depending on the specific risks affecting that country, such as: potential constraints on liquidity and the repatriation of funds; macroeconomic risks; political risks; foreign exchange risks; tax risks; settlement risks; and potential limitations on the availability of market information. The portfolio may also invest in funds which do not permit daily dealing. Investments in such funds will only be realisable on their dealing days. It is not possible to assess the proper market price of these investments, other than on the fund's dealing days. Higher risk investments may be subject to sudden and larger falls in value in comparison to other investments. Higher risk investments include, but are not limited to, investments in smaller companies (even in developed markets), investments in emerging markets or single country debt or equity funds and investments in high yield or non-investment grade debt. Individual investor returns may differ as a result of platform and adviser fees, the actual investment date, cash flows and other transactions.

Equilibrium does not provide a guarantee on the value of the portfolio, nor does it guarantee the returns of the underlying funds in the portfolio. The investor acknowledges the inherent risk associated with the portfolio (currency, investment, market and credit risks) and that capital is not guaranteed. Any forecasts and/or commentary included in this factsheet merely reflects the interpretation of the public information and propriety research available to Equilibrium at a particular point in time. A switch transaction between underlying funds within the portfolio may incur capital gains tax (CGT) for the investor, should the product through which the investor buys the portfolio not be CGT exempt. For details on the underlying funds in the portfolio, please refer to the minimum disclosure documents, which are obtainable from the relevant investment managers. The information contained in this factsheet is confidential, privileged and only for the use and benefit of the intended recipient and may not be used, published or redistributed without the prior written consent of Equilibrium, Momentum Metropolitan Holdings Limited or the Momentum Parties. Under no circumstances will Equilibrium, Momentum Metropolitan Holdings Limited or the Momentum Parties be liable for any cost, loss or damages arising out of the unauthorised dissemination of this factsheet or the information contained herein.

■ Contact information

Equilibrium Investment Management (Pty) Ltd
268 West Avenue, Centurion, 0157
PO Box 7400, Centurion, 0046
T +27 (0)12 671 8911
F +27 (0)12 684 5869
Email info@eqinvest.co.za
Web www.eqinvest.co.za